

# CONNECTOR SELECTION GUIDE





## Precision modular connectors to suit your application

Since its creation in Switzerland in 1946 the LEMO Group has been recognized as a global leader of circular Push-Pull connectors and connector solutions. Today LEMO and its affiliated companies, REDEL and COELVER, are active in more than 80 countries with the help of over 40 local partners.

LEMO has set several connector standards, such as the 3K.93C connector for HDTV and the 00.250 connector for NIM.CAMAC.

### Local LEMO team: your best support

Selecting the right connector for any project is an important and sometimes challenging process. LEMO offers dedicated professional support to help you choose the best suitable solution. LEMO invites you to call our local partner for technical support. Consider the following checklist as a starting point for finding the best specific solution:

### Over 50'000 connector combinations

The modular design of the LEMO range provides over 50'000 combinations of connectors from miniature Ø 2 mm to Ø 50 mm, capable of handling cable diameters up to 30 mm and for up to 106 contacts.

This vast portfolio enables you to select the ideal connector configuration to suit almost any specific requirement in most markets, including medical devices, test and measurement instruments,

machinery, audio video broadcast, telecommunications and military.

### Custom design and cable assembly

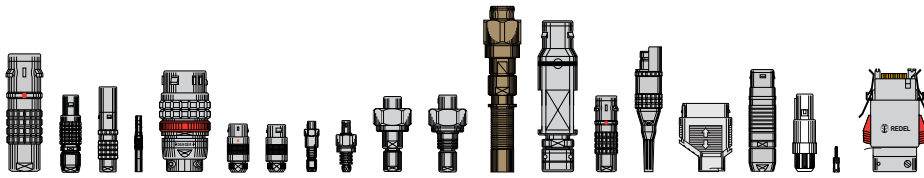
LEMO offers the most extensive product line, but some applications require a unique design. LEMO can supply a connecting solution that meets your specific requirements, including special materials, personalized layout and cable assembly.



### Checklist for the most common connector configurations

	Unipole / Multipole Low voltage (<3kV)	High voltage (>3kV) + Multi	Coaxial + Multi	Triaxial
Basic Specs	<ul style="list-style-type: none"> <li>Cable diameter</li> <li>Number of contacts</li> <li>Wire gauge</li> <li>Metal or plastic</li> <li>Type of contacts (solder, crimp, print)</li> </ul>	<ul style="list-style-type: none"> <li>Cable diameter</li> <li>Max. test voltage</li> <li>Number of contacts</li> <li>Grounding needs</li> </ul>	<ul style="list-style-type: none"> <li>Cable type (RG ?)</li> <li>Cable diameter</li> <li>Number of contacts</li> <li>Impedance 50, 75 and 120 Ω</li> <li>Max. working frequency</li> </ul>	<ul style="list-style-type: none"> <li>Cable type</li> <li>Cable diameter</li> <li>Impedance 50, 75 and 120 Ω</li> <li>Max. working frequency</li> </ul>
Indoor	00, B, S, 2C, 2G, H	05, B, S, Y, 5G, K/S	01, 00, R0, 0A, B, S, 2C, DIN	00, S
Plastic	REDEL P, R, (B)		(B)	
Outdoor	E, K, N, H, F	E, K	E, N, K, 3T	E, 3T, 4M, N, REDEL F, 4A
Underwater	03, V, W, U		03, V, U, W	V
Basic Specs	<ul style="list-style-type: none"> <li>Keying</li> <li>Max. connector size (length, diameter)</li> <li>Environment (harsh, EMC, shock, vibration,...)</li> <li>Plug model (straight, elbow, panel mount,...)</li> <li>Socket model (free, fixed, PCB mount,...)</li> <li>Vacuumtight</li> </ul>	<ul style="list-style-type: none"> <li>Conductor + dielectric diameter</li> <li>Max. connector size (length, diameter)</li> <li>Max. operating voltages</li> <li>Plug model (straight,...)</li> <li>Socket model (free, fixed, back panel,...)</li> <li>Vacuumtight</li> </ul>	<ul style="list-style-type: none"> <li>Max. connector size (length, diameter)</li> <li>Plug model (straight, elbow, fixed, bridge,...)</li> <li>Screening efficiency</li> <li>Socket model (free, fixed, PCB mount, ...)</li> <li>Vacuumtight</li> </ul>	<ul style="list-style-type: none"> <li>Max. connector size (length, diameter)</li> <li>Plug model (straight,...)</li> <li>Screening efficiency</li> <li>Socket model (free, fixed, back panel,...)</li> <li>Vacuumtight</li> </ul>

Contact your LEMO local partner



## Most popular LEMO series by market segment

Applications \ Series	B	S	K	E	F	00	01	0A	3T	4A	4M	3K 93C	1D	Y	05	5G	2G	2C	L	H	R	N	03	V	W	U	F	P	D	K/S	01	DIN
Aviation																																
Automotive																																
Audio / Video																																
HDTV																																
Communications																																
Industrial Control																																
Information Sys.																																
Machine industry																																
Medical																																
Military																																
Nuclear																																
Petroleum																																
Public Sector																																
Research																																
Robotics																																
Test & Measur.																																

Most frequently used in darker colour

## LEMO Push-Pull self-latching system



**01.** This self-latching system is renowned worldwide for its easy and quick mating and unmating features. It provides absolute security against vibration, shock or pull on the cable.

**02.** The LEMO self-latching system allows the connector to be mated by simply pushing the plug axially into the socket.

**03.** Once firmly latched, connection cannot be broken by pulling on the cable or any other component part other than the outer release sleeve.

**04.** When required, the connector is disengaged by a single axial pull on the outer release sleeve. This first disengages the latches and then withdraws the plug from the socket.

### Options to consider

#### Fibre Optic + Multi

- Number of fibres
- Fibre type (singlemode, multimode)

00, B, COELVER 01, REDEL D

(B)

K, N, F, H

W, U

- Fibre core & cladding
- Environment (harsh, dust, shock, vibration...)
- Max. connector size (length, diameter)
- Cable diameter
- Plug model (straight, fixed...)
- Socket model (free, fixed, back panel...)

#### Hybrid + Other specialities

- Low + High voltage
- Coaxial + Low voltage
- Triax + Low voltage
- Fibre optic + Low voltage
- Fibre optic + Low + High voltage
- Fluidic + Low voltage
- Thermo + Low voltage
- Quadrax
- Thermocouple
- Fluidic & Pneumatic
- RF coaxial (12 Ghz)
- Remote handling
- Nuclear environment
- Non-magnetic shell
- Hermaphroditic connectors
- Rectangular connectors
- Screw thread coupling
- Patch panels
- Adapters
- Cable assemblies
- Custom Design

Contact LEMO

## Some good reasons to choose a LEMO connector

**Extensive product range:** The modular design and extensive range of Lemo connectors enables you to select the ideal connector for your application.

**Reliability:** due to the high quality of their design and manufacture, LEMO connectors usually last as long as the equipment.

**Ruggedness:** Suitable for use in high vibration and shock environments.

**Aesthetics:** the attractive high tech design of LEMO connectors enhances any front panel design and contributes significantly to the appearance of your product.

**EMC protection:** the metallic outer shell offers screen efficiency superior to that of standard screened cables and most other connectors.

**Long-term availability:** LEMO guarantees to supply your connector, however specific, over a very long period of time since most LEMO connectors are produced with standard components.



# Contact availability within connector series

	B	S	K	E	F	00	01	0A	3T	4A	4M	3K, 93C	1D	Y	05	5G	2G	2C	L	H	R	N	03	V	W	U	F	P	D	K/S	01	DIN		
Unipole		■		■		■																■		■										
Multipole	■	■	■	■	■	■											■	■	■	■	■	■	■	■	■	■	■	■	■	■	■	■	■	
Coaxial 50 Ω		■		■		■	■	■										■				■		■										■
Coaxial 75 Ω		■		■				■	■															■										■
Multi Coaxial	■	■	■	■																			■		■									
Mixed Coax + LV	■	■	■	■																		■	■	■	■	■	■	■	■	■	■	■	■	■
Triaxial 50 Ω		■		■		■					■											■		■		■								
Triaxial 75 Ω		■		■					■	■	■												■		■		■							
Mixed Triax + LV	■		■																			■		■		■								
Quadrax													■																					
High Voltage		■		■										■	■																			
Multi High Voltage	■	■	■	■												■																		■
Mixed HV + LV	■	■	■	■																		■					■	■	■	■	■	■	■	■
Fibre Optic	■		■																															■
Multi Fibre Optic	■		■		■																■	■	■	■	■	■								
Mixed FO + LV	■		■		■						■										■	■	■	■	■	■		■	■	■	■	■	■	■
Thermocouple	■	■	■	■																■		■		■		■								
Fluidic	■					■																						■	■	■	■	■	■	■
Multi Fluidic	■		■																			■	■	■	■	■								
Mixed Fluidic + LV	■		■																			■	■	■	■	■								

Most frequently used in darker colour

## 00 Series



## 01 Series



## 0A Series



## 3T Series



## 4A Series Keyed



Series Description	00 Series	01 Series	0A Series	3T Series	4A Series Keyed
Series Description	Coaxial 50 Ω self-latching connectors, the basis of the NIM-CAMAC standard	Smallest self-latching coaxial 50 Ω connectors	Coaxial self-latching connectors for video or telecommunication applications	Watertight self-latching coaxial and triaxial connectors for TV camera applications	Waterprotected self-latching triaxial connectors for TV camera applications. (US standard.)
Contact Configurations	<ul style="list-style-type: none"> <li>Coaxial 50 Ω</li> <li>Triaxial</li> </ul>	<ul style="list-style-type: none"> <li>Coaxial 50 Ω</li> </ul>	<ul style="list-style-type: none"> <li>Coaxial 50 or 75 Ω</li> </ul>	<ul style="list-style-type: none"> <li>Coaxial 75 Ω</li> <li>Triaxial 75 Ω</li> </ul>	<ul style="list-style-type: none"> <li>Triaxial 75 Ω</li> </ul>
Main Features	<ul style="list-style-type: none"> <li>Push-Pull self-latching</li> <li>Over 40 shell styles</li> <li>Temp. range -55°C to 250°C</li> <li>Shielding:                             <ul style="list-style-type: none"> <li>&gt; 90dB at 10Mhz</li> <li>&gt; 70dB at 1 Ghz</li> </ul> </li> <li>Solder or crimp contacts</li> </ul>	<ul style="list-style-type: none"> <li>Push-Pull self-latching</li> <li>Over 15 shell styles</li> <li>Temp. range -55°C to 230°C</li> <li>Shielded</li> <li>Solder or print contacts</li> </ul>	<ul style="list-style-type: none"> <li>Push-Pull self-latching</li> <li>Over 27 shell styles</li> <li>Temp. range -55°C to 250°C</li> <li>Shielded</li> <li>Solder or crimp contacts</li> <li>Working frequency up to 3 Ghz @ 75 Ω</li> </ul>	<ul style="list-style-type: none"> <li>Push-Pull self-latching</li> <li>Over 7 shell styles</li> <li>Temp. range -55°C to 200°C</li> <li>Shielded</li> <li>Intermatable with ULC series size III</li> </ul>	<ul style="list-style-type: none"> <li>Push-Pull self-latching</li> <li>Over 10 shell styles</li> <li>Temp. range -55°C to 200°C</li> <li>Shielded</li> <li>Intermatable with Kings TRI-LOC KP80.. series</li> </ul>
Shell Types	PLUG Straight Elbow Fixed  SOCKET Free Fixed Elbow PCB mount Back panel mounting Vaccumtight  COUPLERS ADAPTERS	PLUG Straight Elbow Fixed Elbow Bridge T-Plug  SOCKET Free Fixed Elbow PCB mount Back panel mounting  COUPLER	PLUG Straight Elbow Bridge  SOCKET Free Fixed Elbow PCB mount Back panel mounting  COUPLERS ADAPTERS	PLUG Straight         SOCKET Free Fixed         COUPLERS ADAPTERS	PLUG Straight Fixed         SOCKET Free Fixed         COUPLER

**B Series** Keyed**S Series****K Series** Keyed**E Series****F Series** Keyed

Series Description	Series Description	Series Description	Series Description	Series Description
Standard self-latching multipole connectors with alignment key. <b>IP50</b> cable Ø 1 - 25 mm	The original standard self-latching connectors with stepped inserts for alignment (of multipole version). <b>IP50</b> cable Ø 1 - 30 mm	Watertight self-latching multipole connectors with alignment key and rugged housing for extreme working conditions. <b>IP66</b> <b>IP68</b> cable Ø 1 - 23.5 mm	Watertight self-latching connectors with stepped inserts for alignment (of multipole version) and rugged housing for extreme working conditions. <b>IP66</b> <b>IP68</b> cable Ø 1 - 30 mm	Compact self-latching multipole connectors, with multiple alignment keys, for harsh environment. <b>IP67</b> cable Ø 2 - 34 mm
<ul style="list-style-type: none"> <li>Multipole 2 to 64 contacts</li> <li>Multi or mixed contacts with:               <ul style="list-style-type: none"> <li>Coaxial 1 to 14 contacts</li> <li>Fluidic 1 to 4 contacts</li> <li>High voltage 2 to 21 contacts</li> <li>Fibre optic 1 to 14 contacts</li> </ul> </li> <li>Thermocouple 2 to 6 contacts</li> <li>Fibre optic</li> <li>Fluidic</li> </ul>	<ul style="list-style-type: none"> <li>Unipole</li> <li>Coaxial 50 and 75 Ω</li> <li>Multipole 2 to 106 contacts</li> <li>Triaxial 50 and 75 Ω</li> <li>High voltage</li> <li>Multi or mixed contacts with:               <ul style="list-style-type: none"> <li>Coaxial 1 to 8 contacts</li> <li>High voltage 2 to 8 contacts</li> </ul> </li> <li>Thermocouple 2 to 6 contacts</li> </ul>	<ul style="list-style-type: none"> <li>Multipole 2 to 64 contacts</li> <li>Multi or mixed contacts with:               <ul style="list-style-type: none"> <li>Coaxial 1 to 14 contacts</li> <li>Fluidic 1 to 14 contacts</li> <li>High voltage 1 to 21 contacts</li> <li>Fibre optic 1 to 14 contacts</li> </ul> </li> <li>Fibre optic</li> <li>Thermocouple 2 to 6 contacts</li> </ul>	<ul style="list-style-type: none"> <li>Unipole</li> <li>Coaxial 50 and 75 Ω</li> <li>Multipole 2 to 106 contacts</li> <li>Triaxial 50 and 75 Ω</li> <li>High voltage</li> <li>Multi or mixed contacts with:               <ul style="list-style-type: none"> <li>Coaxial 1 to 8 contacts</li> <li>High voltage 1 to 8 contacts</li> </ul> </li> <li>Thermocouple 2 to 6 contacts</li> </ul>	<ul style="list-style-type: none"> <li>Multipole 2 to 66 contacts</li> <li>Multi or mixed contacts with:               <ul style="list-style-type: none"> <li>Fibre optic 2 contacts</li> <li>Other mixed versions upon request</li> </ul> </li> </ul>
<ul style="list-style-type: none"> <li>Push-Pull self-latching</li> <li>7 sizes</li> <li>13 keying options</li> <li>9 colour codings</li> <li>Over 60 shell styles</li> <li>UL recognized</li> <li>Temp. range -55°C to 250°C</li> <li>Solder, crimp or print contacts</li> <li>Shielding:               <ul style="list-style-type: none"> <li>&gt; 75dB at 10Mhz</li> <li>&gt; 40dB at 1 Ghz</li> </ul> </li> </ul>	<ul style="list-style-type: none"> <li>Push-Pull self-latching</li> <li>8 sizes</li> <li>Multipole with stepped inserts</li> <li>9 colour codings</li> <li>Over 50 shell styles</li> <li>UL recognized</li> <li>Temp. range -55°C to 250°C</li> <li>Solder or print contacts</li> <li>Shielding:               <ul style="list-style-type: none"> <li>&gt; 75dB at 10Mhz</li> <li>&gt; 40dB at 1 Ghz</li> </ul> </li> </ul>	<ul style="list-style-type: none"> <li>Push-Pull self-latching</li> <li>6 sizes</li> <li>9 keying options</li> <li>Over 28 shell styles</li> <li>UL recognized</li> <li>Temp. range -55°C to 200°C</li> <li>Solder, crimp or print contacts</li> <li>Shielding:               <ul style="list-style-type: none"> <li>&gt; 95dB at 10Mhz</li> <li>&gt; 80dB at 1 Ghz</li> </ul> </li> </ul>	<ul style="list-style-type: none"> <li>Push-Pull self-latching</li> <li>7 sizes</li> <li>Multipole with stepped inserts</li> <li>Over 22 shell styles</li> <li>UL recognized</li> <li>Temp. range -55°C to 200°C</li> <li>Solder or print contacts</li> <li>Shielding:               <ul style="list-style-type: none"> <li>&gt; 95dB at 10Mhz</li> <li>&gt; 80dB at 1 Ghz</li> </ul> </li> </ul>	<ul style="list-style-type: none"> <li>Push-Pull self-latching</li> <li>7 sizes</li> <li>4 keying options</li> <li>Compact and lightweight</li> <li>Over 12 shell styles</li> <li>Temp. range -50°C to 200°C</li> <li>Shielded</li> <li>Crimp or print contacts</li> <li>High vibration resistance</li> <li>High shock resistance</li> <li>Dark finish</li> </ul>
PLUG Straight Elbow Fixed Bridge COUPLERS	SOCKET Free Fixed Elbow PCB mount Back panel mounting Vacuumtight ADAPTERS	PLUG Straight Elbow Fixed Bridge COUPLERS	SOCKET Free Fixed Back panel mounting Vacuumtight	PLUG Straight COUPLERS

**4M Series** Keyed**3K.93C Series** Keyed**1D Series****Y Series****05 Series**

Series Description	Series Description	Series Description	Series Description	Series Description
Watertight self-latching triaxial connectors with alignment key for TV camera applications. (UK standard) <b>IP66</b> cable Ø 6 - 14.5 mm	Hybrid electrical-fibre optic self-latching connector for HDTV applications (ARINC / ARIB / EBU Standard). <b>IP68</b> cable Ø 8.6 - 16 mm	Self-latching connectors with 4 concentric contacts <b>IP50</b> cable Ø 3 - 7.5 mm	Single contact self-latching high voltage connector with a test voltage from 5 to 70 kV d.c. <b>IP50</b> cable Ø 1 - 29 mm	Miniature single contact High voltage self-latching connector with a test voltage of 12kV d.c. <b>IP50</b> cable Ø 1.1 - 3.3 mm
<ul style="list-style-type: none"> <li>Triaxial 50 and 75 Ω</li> </ul>	<ul style="list-style-type: none"> <li>Hybrid with:               <ul style="list-style-type: none"> <li>2 fibre optic contacts</li> <li>2 signal contacts</li> <li>2 power contacts and ground</li> </ul> </li> </ul>	<ul style="list-style-type: none"> <li>Quadrax (4 concentric contacts)</li> </ul>	<ul style="list-style-type: none"> <li>Single HV contact</li> </ul>	<ul style="list-style-type: none"> <li>Single HV contact</li> </ul>
<ul style="list-style-type: none"> <li>Push-Pull self-latching</li> <li>Keying</li> <li>Over 10 shell styles</li> <li>Temp. range -55°C to 200°C</li> <li>Shielded</li> </ul>	<ul style="list-style-type: none"> <li>Push-Pull self-latching</li> <li>Keying W code</li> <li>Over 11 shell styles</li> <li>Stainless steel shell</li> <li>Temp. range -55°C to 90°C</li> <li>Shielded</li> <li>UL approved</li> <li>Conform to ARIB standard</li> <li>Conform to SMPTE standard</li> </ul>	<ul style="list-style-type: none"> <li>Push-Pull self-latching</li> <li>8 colour coding</li> <li>Over 7 shell styles</li> <li>Temp. range -40°C to 120°C</li> <li>Shielding:               <ul style="list-style-type: none"> <li>&gt; 70dB at 10Mhz</li> <li>&gt; 35dB at 1 Ghz</li> </ul> </li> <li>Solder contacts</li> </ul>	<ul style="list-style-type: none"> <li>Push-Pull self-latching</li> <li>Test voltage from 5 to 70kV d.c.</li> <li>3 sizes</li> <li>Temp. range -55°C to 250°C</li> <li>Solder contacts</li> <li>Optional safety locking device</li> </ul>	<ul style="list-style-type: none"> <li>Push-Pull self-latching</li> <li>Test voltage of 12kV d.c.</li> <li>Over 2 shell styles</li> <li>Temp. range -20°C to 125°C</li> <li>Safety locking device</li> <li>Crimp contacts</li> <li>Aluminium alloy shell</li> </ul>
PLUG Straight Fixed	SOCKET Free Fixed	PLUG Straight Fixed Bridge	SOCKET Free Fixed	PLUG Straight

COUPLER

## 2G Series Keyed



## 2C Series



## L Series Keyed



## H Series



## R Series Keyed



Series Description	2G Series Keyed	2C Series	L Series Keyed	H Series	R Series Keyed
Short self-latching multipole connector with alignment key.	Short self-latching connector with stepped inserts for alignment.	Watertight self-latching connectors with alignment key, stepped inserts and rugged housing for extreme working conditions.	Genderless connectors with patented push-pull hermaphroditic self-latching system.	Rectangular self-latching connectors with plastic shell.	
<b>cable ø</b> 4.5 - 7.9 mm	<b>cable ø</b> 1.7 - 7.9 mm	<b>cable ø</b> 1 - 10.5 mm	<b>cable ø</b> 3.6 - 10 mm	<b>cable ø</b> 1 - 9.2 mm	
Contact Configurations	<ul style="list-style-type: none"> <li>Multipole 18 contacts</li> </ul>	<ul style="list-style-type: none"> <li>Multipole 2 to 14 contacts</li> <li>Coaxial 50 Ω</li> </ul>	<ul style="list-style-type: none"> <li>Multipole 2 to 18 contacts</li> <li>Multi or mixed contacts with:                             <ul style="list-style-type: none"> <li>Coaxial 1 contact</li> <li>High voltage 1 to 2 contacts</li> </ul> </li> <li>Thermocouple 2 to 6 contacts</li> </ul>	<ul style="list-style-type: none"> <li>Multipole 6 or 12 contacts</li> <li>Multi or mixed contacts with:                             <ul style="list-style-type: none"> <li>Fibre optic 2, 4 or 6 contacts</li> </ul> </li> </ul>	<ul style="list-style-type: none"> <li>Multipole 10 to 65 contacts</li> <li>Mixed contacts with:                             <ul style="list-style-type: none"> <li>Coaxial 1 to 8 contacts</li> <li>Fluidic 1 to 8 contacts</li> <li>High voltage 1 to 8 contacts</li> </ul> </li> </ul>
Main Features	<ul style="list-style-type: none"> <li>Push-Pull self-latching</li> <li>9 colour codings</li> <li>Over 8 shell styles</li> <li>Temp. range -55°C to 250°C</li> <li>Solder or print contacts</li> </ul>	<ul style="list-style-type: none"> <li>Push-Pull self-latching</li> <li>9 colour codings</li> <li>Over 13 shell styles</li> <li>Temp. range -55°C to 250°C</li> <li>Solder or print contacts</li> </ul>	<ul style="list-style-type: none"> <li>Push-Pull self-latching</li> <li>4 sizes</li> <li>Stepped inserts</li> <li>9 keying options</li> <li>Over 20 shell styles</li> <li>Temp. range -55°C to 200°C</li> <li>Shielding:                             <ul style="list-style-type: none"> <li>&gt; 95dB at 10Mhz</li> <li>&gt; 80dB at 1 Ghz</li> </ul> </li> <li>Solder or print contacts</li> </ul>	<ul style="list-style-type: none"> <li>Push-Pull self-latching</li> <li>2 sizes</li> <li>Hermaphroditic blind mating</li> <li>Over 4 shell styles</li> <li>Temp. range -55°C to 125°C</li> <li>Solder or crimp contacts</li> <li>Dark finish</li> <li>Aluminium alloy shell</li> </ul>	<ul style="list-style-type: none"> <li>Push-Pull self-latching</li> <li>3 sizes</li> <li>2 keying options</li> <li>Available in 5 colours</li> <li>5 shell styles</li> <li>Temp. range -30°C to 150°C</li> <li>Compact and lightweight</li> <li>Solder, crimp or print contacts</li> </ul>
	IP50	IP50	IP66 IP68	IP50 IP68	IP50
Shell Types	PLUG Straight SOCKET Free Fixed	PLUG Straight SOCKET Free Fixed Vacuumtight	PLUG Straight SOCKET Free Fixed Back panel mounting Vacuumtight	PLUG Straight Fixed SOCKET Free Fixed	PLUG Straight SOCKET Free Fixed

## 5G Series Keyed



## REDEL F Series



## P REDEL Series Keyed








## D REDEL Series








## K/S Series Keyed



Series Description	5G Series Keyed	REDEL F Series	P REDEL Series Keyed	D REDEL Series	K/S Series Keyed
Compact and lightweight High voltage self-latching connector in multicontact version with alignment key and test voltage of 12kV d.c.	Waterprotected self-latching triaxial connectors for TV camera applications.	Self-latching plastic connectors with alignment key for medical applications.	Smallest snap-on subminiature fibre optic connector.	Multi High Voltage rectangular connectors for research applications.	
<b>cable ø</b> 14 - 16.5 mm	<b>cable ø</b> 8 - 14 mm	<b>cable ø</b> 2.7 - 9.5 mm	<b>cable ø</b> 0.25 - 0.9 mm		
Contact Configurations	<ul style="list-style-type: none"> <li>Multi HV 50 contacts</li> </ul>	<ul style="list-style-type: none"> <li>Triaxial 75 Ω</li> </ul>	<ul style="list-style-type: none"> <li>Multipole 2 to 32 contacts</li> <li>Fluidic</li> <li>Mixed contacts in 3P series with:                             <ul style="list-style-type: none"> <li>Coaxial 1 contact</li> <li>High voltage 1 contact</li> <li>Fibre optic 1 contact</li> </ul> </li> </ul>	<ul style="list-style-type: none"> <li>Fibre optic single channel</li> </ul>	<ul style="list-style-type: none"> <li>Multi High voltage                             <ul style="list-style-type: none"> <li>K series with 22 contacts</li> <li>S series with 51 contacts</li> </ul> </li> </ul>
Main Features	<ul style="list-style-type: none"> <li>Push-Pull self-latching</li> <li>Test voltage of 12kV d.c.</li> <li>Over 2 shell styles</li> <li>2 keying options</li> <li>Temp. range -20°C to 125°C</li> <li>Safety locking device</li> <li>Crimp contacts</li> <li>Aluminium alloy shell</li> <li>Compact design</li> </ul>	<ul style="list-style-type: none"> <li>Push-pull self-latching</li> <li>Over 11 shell styles</li> <li>Temp. range -55°C to 200°C</li> <li>Shielded</li> <li>Intermatable with 1051A004 series</li> </ul>	<ul style="list-style-type: none"> <li>Push-Pull self-latching</li> <li>3 sizes</li> <li>Several keying options</li> <li>6 colour codings</li> <li>Over 12 shell styles</li> <li>Temp. range -50°C to 170°C</li> <li>IP 64/66 options</li> </ul>	<ul style="list-style-type: none"> <li>Snap-on fastening</li> <li>Sub-miniature size</li> <li>Low mass</li> <li>Mating endurance up to 30 cycles</li> <li>Ceramic floating ferrule 1.25 mm</li> <li>For singlemode and multimode fibres</li> </ul>	<ul style="list-style-type: none"> <li>Self-latching fastener</li> <li>Test voltage 12kV D.C.</li> <li>Crimp contacts</li> <li>Keying</li> <li>Temp. range -20°C to 125°C</li> </ul>
	IP50	IP66	IP50		
Shell Types	PLUG Straight SOCKET Fixed	PLUG Straight Fixed SOCKET Free Fixed	PLUG Straight SOCKET Free Fixed Square flange Back panel mounting	PLUG Straight	PLUG Straight SOCKET Free Fixed
		COUPLERS ADAPTERS	DISPOSABLE MODELS	COUPLER	

N Series Keyed		03 Series Keyed		V Series		W Series Keyed		U Series Keyed	
									
<b>Series Description</b> Remote handling self latching connectors suitable for operating in nuclear environments. cable ø 7.5 - 28.5 mm		<b>Series Description</b> Screw coupling miniature underwater connectors suitable for pressure up to 60 bars. cable ø 2.4 - 5 mm		<b>Series Description</b> Screw coupling underwater connectors with stepped inserts for alignment (of multipole version) suitable for pressure up to 30 bars. cable ø 1 - 23.5 mm		<b>Series Description</b> Screw coupling underwater connectors with alignment key suitable for pressure up to 30 bars. cable ø 1 - 23.5 mm		<b>Series Description</b> Screw coupling underwater connectors with alignment key for pressure up to 300 bars. cable ø 9 - 23 mm	
<b>Contact Configurations</b> <ul style="list-style-type: none"> <li>Multipole 2 to 64 contacts</li> <li>Coaxial 50 and 75 Ω</li> <li>Triaxial 50 and 75 Ω</li> <li>Thermocouple 2 to 6 contacts</li> <li>Multi or mixed contacts with:               <ul style="list-style-type: none"> <li>Coaxial 1 to 14 contacts</li> <li>High voltage 1 to 21 contacts</li> <li>Fibre optic 1 to 14 contacts</li> <li>Fluidic 1 to 14 contacts</li> </ul> </li> </ul>		<b>Contact Configurations</b> <ul style="list-style-type: none"> <li>Multipole 2 to 4 contacts</li> <li>Coaxial 50 Ω</li> </ul>		<b>Contact Configurations</b> <ul style="list-style-type: none"> <li>Unipole</li> <li>Coaxial 50 or 75 Ω</li> <li>Multipole 2 to 48 contacts</li> <li>Triaxial 50 or 75 Ω</li> <li>Multi or mixed contacts with:               <ul style="list-style-type: none"> <li>Coaxial 1 to 4 contacts</li> </ul> </li> </ul>		<b>Contact Configurations</b> <ul style="list-style-type: none"> <li>Multipole 2 to 64 contacts</li> <li>Multi or mixed contacts with:               <ul style="list-style-type: none"> <li>Coaxial 1 to 14 contacts</li> <li>Fluidic 1 to 14 contacts</li> <li>Fibre optic 1 to 14 contacts</li> </ul> </li> <li>Thermocouple 2 to 6 contacts</li> <li>Fibre optic</li> </ul>		<b>Contact Configurations</b> <ul style="list-style-type: none"> <li>Multipole 2 to 64 contacts</li> <li>Multi or mixed contacts with:               <ul style="list-style-type: none"> <li>Coaxial 1 to 14 contacts</li> <li>Fibre optic 1 to 14 contacts</li> </ul> </li> </ul>	
<b>Main Features</b> <ul style="list-style-type: none"> <li>Push-Pull self-latching</li> <li>4 sizes</li> <li>Special shell design for manipulator handling</li> <li>Temp. range -55°C to 200°C</li> <li>Stainless steel shell as a standard</li> <li>Solder, crimp or print contacts</li> <li>Resistance to 10<sup>6</sup> Gray</li> </ul> IP66		<b>Main Features</b> <ul style="list-style-type: none"> <li>Screw coupling</li> <li>2 keying options for multipole</li> <li>Over 20 shell styles</li> <li>Temp. range -55°C to 200°C</li> <li>Shielding:               <ul style="list-style-type: none"> <li>&gt; 100dB at 10Mhz</li> <li>&gt; 80dB at 1 Ghz</li> </ul> </li> <li>Solder or crimp contacts</li> <li>Rugged housing</li> </ul> >IP68		<b>Main Features</b> <ul style="list-style-type: none"> <li>Screw coupling</li> <li>Multipole with stepped inserts</li> <li>6 sizes</li> <li>Over 9 shell styles</li> <li>Temp. range -20°C to 200°C</li> <li>Shielding:               <ul style="list-style-type: none"> <li>&gt; 95dB at 10Mhz</li> <li>&gt; 80dB at 1 Ghz</li> </ul> </li> <li>Solder contacts</li> <li>Rugged housing</li> </ul> >IP68		<b>Main Features</b> <ul style="list-style-type: none"> <li>Screw coupling</li> <li>4 keying options</li> <li>6 sizes</li> <li>Over 9 shell styles</li> <li>Temp. range -20°C to 200°C</li> <li>Shielding:               <ul style="list-style-type: none"> <li>&gt; 95dB at 10Mhz</li> <li>&gt; 80dB at 1 Ghz</li> </ul> </li> <li>Solder or crimp contacts</li> <li>Rugged housing</li> </ul> >IP68		<b>Main Features</b> <ul style="list-style-type: none"> <li>Screw coupling</li> <li>4 sizes</li> <li>Over 3 shell styles</li> <li>Temp. range -20°C to 120°C</li> <li>Shielding:               <ul style="list-style-type: none"> <li>&gt; 95dB at 10Mhz</li> <li>&gt; 80dB at 1 Ghz</li> </ul> </li> <li>Solder, crimp or print contacts</li> </ul> >IP68	
<b>Shell Types</b> PLUG Straight Elbow 90° 120° SOCKET Free Fixed Vacuumtight		<b>Shell Types</b> PLUG Straight SOCKET Free Fixed Vacuumtight		<b>Shell Types</b> PLUG Straight SOCKET Free Fixed		<b>Shell Types</b> PLUG Straight SOCKET Free Fixed Vacuumtight		<b>Shell Types</b> PLUG Straight SOCKET Free Fixed	

01 Series Keyed		VAA Series		SAA Series		TAA Series		Cable assembly	
									
<b>Series Description</b> Self-latching Push-Pull fibre optic connector with alignment key.		<b>Series Description</b> Snap-on coaxial connector series MCX (CECC 22220-22221).		<b>Series Description</b> Screw, Push-Pull or snap-on coaxial connectors DIN 47297-C and CECC 22230.		<b>Series Description</b> Screw, Push-Pull or snap-on connectors according to DIN 47295 and CECC 22240.		<b>Series Description</b> LEMO can supply a connecting solution that meets your specific requirements, including special materials, personalized layout and cable assembly	
<b>Contact Configurations</b> <ul style="list-style-type: none"> <li>Fibre optic single channel</li> </ul>		<b>Contact Configurations</b> <ul style="list-style-type: none"> <li>Coaxial 50 Ω</li> </ul>		<b>Contact Configurations</b> <ul style="list-style-type: none"> <li>Coaxial 50 Ω</li> </ul>		<b>Contact Configurations</b> <ul style="list-style-type: none"> <li>Coaxial 75 Ω</li> </ul>		<b>Contact Configurations</b> <ul style="list-style-type: none"> <li>Coaxial cable</li> <li>Triaxial cable</li> <li>Video cable</li> <li>Audio cable</li> <li>Multiconductor cable</li> <li>PTFE cable</li> <li>PUR cable</li> <li>Silicone cable</li> <li>Special cable in Viton</li> <li>Computer cable</li> <li>High voltage cable</li> <li>Special-combinations cable</li> <li>Hybrid cable</li> <li>Spiral cable</li> <li>Fibre optic cable</li> <li>Miniature cable</li> <li>Plastic optical fibre cable</li> <li>Basestation-cable</li> <li>CAT 5 / CAT 7 cable</li> <li>FLAT 'N' ROUND-cable</li> <li>Cable assembly</li> </ul>	
<b>Main Features</b> <ul style="list-style-type: none"> <li>Push-pull self-latching</li> <li>Fully floating ferrule 1.25mm</li> <li>For singlemode and multimode fibres</li> <li>Keying</li> <li>Temp. range -40°C to 85°C</li> </ul> IP50		<b>Main Features</b> <ul style="list-style-type: none"> <li>Over 24 shell styles</li> <li>Temp. range -55°C to 250°C</li> <li>Solder, crimp or print contacts</li> </ul> IP50		<b>Main Features</b> <ul style="list-style-type: none"> <li>Over 56 shell styles</li> <li>Temp. range -55°C to 250°C</li> <li>Solder, crimp or print contacts</li> </ul> IP50		<b>Main Features</b> <ul style="list-style-type: none"> <li>Over 28 shell styles</li> <li>Temp. range -55°C to 250°C</li> <li>Solder, crimp or print contacts</li> </ul> IP50			
<b>Shell Types</b> PLUG Straight COUPLERS		<b>Shell Types</b> PLUG Straight Elbow PCB mount SOCKET Free Fixed Elbow PCB mount Bridge COUPLERS ADAPTORS		<b>Shell Types</b> PLUG Straight Elbow PCB mount SOCKET Free Fixed Elbow PCB mount Bridge COUPLERS ADAPTORS		<b>Shell Types</b> PLUG Straight Elbow SOCKET Free Fixed Elbow PCB mount Bridge COUPLERS ADAPTORS			

## LEMO HEADQUARTERS

### SWITZERLAND

#### LEMO SA

Chemin des Champs-Courbes 28 - P.O. Box 194 - CH-1024 Ecublens  
Tel. (+41 21) 695 16 00 - Fax (+41 21) 695 16 01 - e-mail: info@lemo.com

## LEMO SUBSIDIARIES

### AUSTRIA

#### LEMO Elektronik GesmbH

Ameisgasse 49-51 / DG1  
1140 Wien  
Tel: (+43 1) 914 23 20 0  
Fax: (+43 1) 911 70 90  
sales@lemo.at

### CHINA

#### LEMO Trading

##### (Shanghai) Co., Ltd.

Rm. 1506, Qiangsheng Building  
145 Pujian Road, Pudong  
Shanghai, China, 200127  
Tel: (+86 21) 5039 5366  
Fax: (+86 21) 5039 5266  
cn.sales@lemo.com

### DENMARK

#### LEMO Denmark A/S

Gammel Mosevej 46  
2820 Gentofte  
Tel: (+45) 45 20 44 00  
Fax: (+45) 45 20 44 01  
info-dk@lemo.com

### FINLAND

#### LEMO Finland OY

Vitikka 1 D, 02630 Espoo  
Tel: (+358 9) 849 22 40  
Fax: (+358 9) 849 22 444  
info-fi@lemo.com

### FRANCE

#### LEMO France Sàrl

165, avenue Jean Jaurès  
94700 Maisons Alfort  
Tel: (+33 1) 45 17 27 90  
Fax: (+33 1) 45 17 27 99  
info-fr@lemo.com

### GERMANY

#### LEMO Elektronik GmbH

Hanns-Schwindt-Str. 6  
81829 München  
Tel: (+49 89) 42 77 03  
Fax: (+49 89) 420 21 92  
info@lemo.de

### HONG KONG

#### LEMO Hong Kong Ltd.

Room 33, 7th Floor  
HITEC, 1 Trademart Drive  
Kowloon Bay - Hong Kong  
Tel: (+852) 2174 0468  
Fax: (+852) 2174 0492  
hk.sales@lemo.com

### HUNGARY

#### REDEL Elektronika Kft

Vágóhíd u. 26  
1201 Budapest XX.  
Tel: (+36 1) 284 09 46  
Fax: (+36 1) 284 09 57  
info-hu@lemo.com

### ITALY

#### LEMO Italia srl

Viale Lunigiana 25  
20125 Milano  
Tel: (+39 02) 66 71 10 46  
Fax: (+39 02) 66 71 10 66  
sales.it@lemo.com

### JAPAN

#### LEMO Japan Ltd

KRD Bldg. 4F, 1-13-1,  
Mukogaoka, Bunkyo-ku,  
Tokyo, 113-0023  
Tel: (+81 3) 38 11 21 61  
Fax: (+81 3) 38 11 21 67  
lemoinfo@lemo.co.jp

### THE NETHERLANDS

#### LEMO Connectors

##### Nederland B.V.

De Trompet 1860  
1967DB Heemskerk  
Tel: (+31 0) 251 78 31 51  
Fax: (+31 0) 251 78 31 50  
info-nl@lemo.com

### NORWAY / ICELAND

#### LEMO Norway A/S

Stanseveien 6B  
0975 Oslo  
Tel: (+47) 22 91 70 40  
Fax: (+47) 22 91 70 41  
info-no@lemo.com

### SPAIN / PORTUGAL

#### IBERLEMO S.A.

Brasil, 45, 08400 Granollers  
Barcelona  
Tel: (+34 93) 860 44 20  
Fax: (+34 93) 879 10 77  
info-es@lemo.com

### SWEDEN

#### LEMO Sweden AB

Vretenvägen 4  
17154 Solna  
Tel: (+46 8) 635 60 60  
Fax: (+46 8) 635 60 61  
info-se@lemo.com

### SWITZERLAND

#### LEMO Verkauf AG

Grundstrasse 22  
6343 Rotkreuz  
Tel: (+41 41) 790 49 40  
Fax: (+41 41) 790 49 43  
ch.sales@lemo.com

### USA

#### LEMO USA Inc

P.O. Box 2408  
Rohnert Park, CA 94927-2408  
Tel: (+1 707) 578 88 11  
(+1 800) 444 53 66  
Fax: (+1 707) 578 08 69  
info@lemousa.com

## LEMO DISTRIBUTORS

AUSTRALIA, BELGIUM, BRAZIL, CANADA, CZECH REPUBLIC, GREECE, INDIA,  
ISRAEL, MALAYSIA, NEW ZEALAND, PHILIPPINES, POLAND, SINGAPORE,  
SOUTH AFRICA, SOUTH KOREA, TAIWAN, THAILAND, TURKEY, UKRAINE

## LEMO LOCAL PARTNER

### GREAT BRITAIN

#### LEMO UK Ltd

12, North Street, Worthing - West Sussex, BN11 1DU  
Tel: (+44 1903) 23 45 43 - Fax: (+44 1903) 20 62 31  
lemouk@lemo.com

[www.lemo.com](http://www.lemo.com)

